

North Seattle College: Financial Aid Portal Instructions

What can I do in the Financial Aid Portal?

- ✓ Review checklist of items to submit to complete your financial aid application
- ✓ Upload required documents and download required forms
- ✓ View your financial aid awards, if eligible

How do I log in?

You may access the [Financial Aid Portal](#) once the college receives your financial aid application. Your application arrives approximately one week after it is submitted online.

- ❖ Your **USERNAME** is your Social Security Number (SSN). If you do not have an SSN, please log in with your Student ID Number or WASFA Applicant ID.
- ❖ Your **PASSWORD** is your Date of Birth in either MDDYY or MMDDYY format. If you have created a unique MyNorth PIN, use this PIN with a leading zero. Example: If your MyNorth PIN is 1234, then use 01234.

Okay, I've logged in! How do I read it?

SECTION 1: FINANCIAL AID INQUIRY

Choose the correct **Award Year** from the drop-down menu. The Financial Aid Inquiry section includes data from your FAFSA/WASFA used to calculate your financial aid eligibility. **These numbers do not reflect your actual quarterly costs or awards.**

Please Choose Award Year

2019-20



Financial Aid Inquiry - Results	
Student Info	
Student ID: [REDACTED]	Estimated Cost of Attendance: \$20,286.00
Student Name: [REDACTED]	Expected Family Contribution: \$0.00
Period: 2019-20	Student Need: \$20,286.00
Session: Sum 19 (19-20) to Summer 2020	Academic Status for Financial Aid: Intentional Blank

- **Estimated Cost of Attendance (COA)** is the average total of student costs for the award year including tuition and fees, housing, books, supplies, transportation, and personal expenses.
- **Expected Family Contribution (EFC)** is **not** an amount you are expected to pay for college. It is a figure determined by the FAFSA/WASFA used to calculate your eligibility for aid.
- **Student Need** is the difference between the COA and your EFC. Many financial aid awards are based, in part, on Student Need. However, having Student Need is not a guarantee of eligibility for aid.



SECTION 2: MY AWARDS/OPPORTUNITY PATHWAYS







When your application is fully processed, you may be awarded financial aid if eligible. The awards are listed individually by quarter and include an award status. **Note: Awards listed below are examples only. Your awards are based on your individual eligibility and may not match the example.**

Awards - 6				
Award	Amount	Status	For Session	
Federal Pell Grant	2065.00	Pending Award -Student Action Required	Winter 2020	
WASHINGTON COLLEGE GRANT	1369.00	Pending Award -Student Action Required	Winter 2020	
Federal Pell Grant	2065.00	Accepted	Spring 2020	
WASHINGTON COLLEGE GRANT	1369.00	Accepted	Spring 2020	
Federal Pell Grant	2065.00	Estimated Award	Summer 2020	1
WASHINGTON COLLEGE GRANT	1.00	Estimated Award	Summer 2020	1

If your award status is...	It means...
Accepted	Your award is fully active and ready to use for the quarter it is assigned. There is no further action required at this time.
Pending	We are waiting on a requirement from you. Please look at your Portal Checklist to determine the action you need to take, or contact us.
Estimated	It's too early for us to determine your eligibility. This is typical for Summer Quarter and updated once your enrollment status is verified.
Student Declined	You chose not to accept an award, or are not enrolled in the minimum number of credits to qualify for aid. Contact us with questions.
Cancelled	You are not currently eligible for the award. In some cases, you may be able to take action to gain eligibility. Please contact us to discuss your options.

SECTION 3: INFORMATION WE NEED FROM YOU

At the bottom of the Portal, you'll find application information along with a Portal Checklist of items to submit. Submit items that do not have a "Date Received". You may download forms with the Down Arrow  button and upload documents with the Up Arrow  button.

Information Needed - 5							
Item	Download Required e-Forms	Date Due	Date Received	Upload Attachment	Download Attachment	Delete Attachment	Additional Info
FA Advisor - Josh		12/31/2019	12/31/2019				
FAFSA/WASFA app received		11/14/2019	11/14/2019				
Confirm Citizenship Status		11/14/2019					Submit items that do not have a "Date Received"
CLARIFY YOUR PROGRAM OF STUDY		11/14/2019					
WORKFORCE ELIG SCREENING FORM		11/14/2019	12/07/2019				

Common Portal Checklist Items

Clarify Your Program of Study

Submit a Program Verification Form to declare the degree or certificate you are pursuing at our college.

Confirm Citizenship Status

Bring your original citizenship documentation to the financial aid office in person. We will make a copy.

FA Advisor

This is your dedicated Financial Aid advisor. You may refer to them directly when contacting our office.

Fin Aid Program & Est Aid End Quarter

This is completed by our office when your Program Verification form is processed.

Student/Parent Tax Transcript

IRS document required for applications selected for verification. This item will be marked as complete if the taxes were already verified using the IRS Data Retrieval Tool on the FAFSA.

Verification Form

Required form for applications selected for verification to confirm tax filing status and household size.

Workforce Elig Screening Form

An optional but recommended application for possible funding through the WorkForce Education office.

Note: You may have other items to submit that are not included in this list.

If you have any questions about your required items, accessing the portal, your awards, or eligibility status, please contact us!

North Seattle College Financial Aid
 Phone: 206-934-3688
 Email: nscfinancialaid@seattlecolleges.edu
 On Campus: College Center Building (2nd Floor)